

Siberian Tales

VOLUME 36.8

BAY AREA SIBERIAN HUSKY CLUB

AUGUST 2016

BASH Officers 2016-2017

President

Anthony Taskey

ATaskey@wsgr.com

Vice President

Patty LaCava

pattylacava@yahoo.com

Recording Secretary

Candice Tuttle

c.tuttle@earthlink.net

Treasurer

Randee McQueen

BASH@com-ctl.com

Co-Activity Coordinators

Marie Steven

sleddingshopper@pacbell.net

Greta Huhtala-

Koehndkoehns@att.net

In This Issue

Greyhound Rock Hike	2
Windy Hill Hike	4
NCSHC B Math	5
BASH Trail Tail	6
American Temperament	
Testing Association	7
Dirt Fun Run SNDD	9
Mushing Clinic SNDD	10
Rescue	11

Articles needed-

I have been doing the newsletter for over 20 years and have written and received many great articles.

Do you have one you would like to send to BASH?

I am bored of what I put in the newsletter and need people to send me things...about hikes, new foods and other fun stuff.

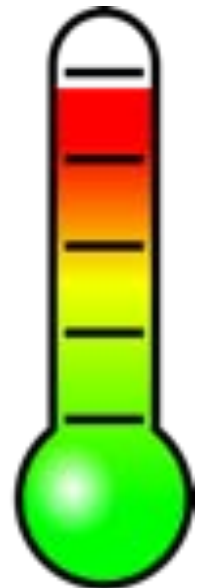
For now, I am going through the old PRINTED newsletters and retyping some of the stories that were written in the past. The newsletter is finalized around the 27th of the month. Send your articles to BASH@com-ctl.com.

Sept 18	BASH Ice Cream Social
Oct. 8	NORSLED So Mush Fun
Oct 16	Fall Furry Flurry
Dec 17	Christmas Party

AMAZON SMILES

We have signed up with Amazon Smiles. 1.5 % of sales on Amazon through Smiles comes back to BASH. Use the following link and earn money for BASH.

<http://smile.amazon.com/ch/77-0410632>



Stay cool in the **HOT** weather!

Greyhound Rock Husky Hike

Sunday, July 10 dawned bright and clear, and Dennis and I packed up coffee, snacks, and the dog (not all in the same baskets, of course) and departed from Fremont a few minutes before 7:00 AM. 880 had little traffic through San Jose and then up and over the pass to Santa Cruz, and we found no traffic northbound through Davenport on the coast highway. We rolled into the parking lot at Greyhound Rock right at 8:00, a little shocked that we'd been able to drive the speed limit most of the way, and congratulating ourselves on scheduling such an early start.


We'd heard several of our usual 'cast of characters' had experienced some untoward situations preventing their attendance, but shortly David and Lisa rolled into the lot with their beautiful huskies, Zeus and Juno for their first Husky Hike experience with BASH.



After coffee and introductions and conversation, while we enjoyed strawberries, cherries, and fresh mozzarella cheese bits, we strolled down the path to the beach with the three dogs. The path was a steady paved pitch down the first three quarters, with the steep zig zag down the beach bluff, but easier than last time because it was dry without the mud and sand we trekked through last year.

Coming out of the tall reeds into full view of the beach here was a little shock – I am always astounded by the view here, but Sunday's brilliant light, the bright blue sky and deep blue water, white rollers breaking as far as you can see along the rocks and crescent beach – I have to say that it took my breath away. There was a steady cold wind blowing in from the north northeast, but my fleecy sweat shirt and brimmed hat were just right, although I was glad I had jeans over my shorts. Meantime, on the almost deserted beach, we released the really excited dogs and they rushed pellmell into the breaking waves and chased each other around the beach and through the water. David took a really great picture of Zeus and Kai running headlong toward each other, and passing at full speed at the water's edge that really captured the energy, excitement and joy of huskies at the beach!

We dropped our beach mats and provisions on a small rise in the windshadow of the small offshore rock north of the Greyhound, and Lisa and David and Dennis hiked up the beach with the dogs at the waterline, while I relaxed, ate my apple, listened to the receding breakers and soaked in the incredible, colorful view. There was a fog bank about a mile and a half off shore that extended fully up the coast to sock in Half Moon Bay, but this little crescent bend in the coast was brilliantly clear all the way up to Ano Nuevo.



Dennis climbed up to the top of Greyhound Rock, and David took photo of him at a distance, framing it through the dogs ears – David really does have an eye for a camera shot! I hope he'll be able to come on future BASH outings to document what we're up to!

While Lisa and I talked, watered the dogs while they were resting, we lost sight of Dennis, then realized that we hadn't seen him for a while. While I entertained the thought that he'd fallen down the seaward side of Greyhound Rock (!), we strolled over to see what had become of him – then we saw him, far down the beach returning from his trek down to the southern end.

By this time, the tide was all the way out and we walked around the rocky tide pools, looking for sea life through the sea weed. I saw one huge starfish, mussels, shelled creatures, lumpy bumps that squirted when you poked them, a few little fish, and a lot of colorful pebbles.

A little before noon, we packed up, headed up the trail, snacked through our lunch, and then took a leisurely drive up the coast, over the hill to the San Mateo Bridge, and on home. Incoming traffic to the coast was crawling, but our way out this time of day was not at all obstructed. All in all, a morning very well spent! Just enough exercise to restore the body, and an abundance of scenery to restore the spirit. And traffic conditions to cheer the soul of the most jaded Sili Valley commuter.

Future Plans:

We'll be scheduling another trip to Greyhound, possibly in September or October when the tides are right and we can get another early start to beat that horrible Highway 17 weekend traffic, so if you missed this, we'll do it again.

Greta email dkoehns@att.net

Husky Hike for Early Sunday Morning

August 14, 2016

Windy Hill Open Space Preserve, Midpeninsula Regional Open Space District

This is a 1335 Acre Preserve featuring open grassland ridges and forests of redwood, fir, and oak, a variety of habitats with 12 miles of trails variously allowing equestrians, bicycles, hikers, and dogs on leashes on many trails. It is located just above Portola Valley and is worthy of many return trips. Our trip this time will be to the north east entrance at the bottom of the park.

Directions: From I-280, exit Alpine Road in Portola Valley, to the west of the freeway. Go south on Alpine Road about 2.9 miles to Portola Road (the first stop sign). Turn right on Portola Road and travel 0.8 miles to the parking lot, which is on the left side of the road, and may be easy to miss, so be careful.

Dennis and I will be at the Portola Road parking lot by 7:30 AM with tailgate breakfast snacks and beverages. We hope to start hiking by 8:00 because of expected summer heat, and the fact that the lot will probably be filled by 8:00, and the only alternative parking is ¼ mile down the road at the Portola Valley City Center Park.

There is a vault restroom at the lot, a bulletin board with map brochures, a water faucet, and little else but shade, hitching posts and fencing. Bring plenty of drinking water for your dogs and yourselves for before, after, and along the trail. Natural pond water doesn't look to be potable (algae) and the shoreline habitat is restricted. Normal California hazards (rattlesnakes, mountain lions, mosquitoes with west nile, ticks, poison oak, thorns and thistles, and so on, so stay on trails!

We plan to take the Betsy Crowder Trail, past Sausel Pond (full of frogs, you can hear them) to where it joins the Spring Ridge trail—this is mostly in heavy shade of an oak forest. Then Spring Ridge loops back around and joins Meadow Trail, parts of which are in full sun. Just past the sunny bench location is a huge old oak (with limited branch seating) in deep shade for a pause and a snack. Here, about halfway, you can decide to continue up Meadow to Hamms Gulch, a beautiful hike up along a shaded stream, or turn down the lower section part of Spring Ridge Trail for a shade dappled return to the Parking lot.

The Crowder/Meadow/Spring Ridge loop is 2.6 miles with a 300 foot rise (Dennis' rough calculations). If you take the spur hike option, partway up and back down Hamms Gulch, it will be about 4.4 miles with a 400 foot rise. Trails are not as steep overall as the Uvas Falls hike, but are at a good incline much of way. Wear hiking shoes, dress in layers, bring sunscreen/hat and mosquito repellent, water containers, waste bags. Dogs should be on a 6 foot leash on designated trails only, bag and pack out waste. There are no garbage cans, nor tables or benches in the Portola road parking area, so consider bringing a folding seat for the tailgate socializing or waiting for longer distance hikers to return afterwards.

More Information: <http://www.openspace.org/preserves/windy-hill>


Trail Map: http://www.openspace.org/sites/default/files/map_WH.pdf

My contact: e-mail dkoehns@att.net
car phone (day of hike) 1-510-258-9447

Northern California Siberian Husky Club B match

A number of members went to the fun match- Anthony Taskey, Marie Stevens, Candy Holeman, David and Ely Garibay, Pat and Dona Rivas, Peggy Rusher and Randee McQueen.

It was a morning of learning how to run your dog around a ring to show them off the best to the judge. Those that were there at 10 am got 20 minutes of instruction of how you need to show your dog off to the judge. Then the judging began. A couple were shown in regular competition (Peggy Rusher's dog Bear Bear)) Pat and Dona showed Morgan as a Veteran (dog over 7) and a number were shown as spay/neuter siberians (Anthony's Halee, Candy's Jazz, David and Ely's Artee, and Marie's Bearr) and then showed Coco as a rescue in the rescue parade. At the end of all of these they participated in BRACE (2 dogs with a common owner) Peggy took Martini and Bear Bear, Candy took Jazz and Halee around, Marie took Bearr and Artee....and Team (4 dogs with a common owner) David ran excellently with Jazz, Halee, Bearr and Artee. It was great fun. It was a good day, with a good raffle where we could sit around under the shade and talk with friends. Thanks to all that participated.



BASH Trail Tales # 1

June 1996

by Jacques' Porter

(Jacques was a member of BASH for years and a Fantastic Foster home who placed over 212 siberians..... she was a member even after she moved to Sonora in 2004 and passed away in 2007)

In a far off place in the mid-seventies (1970's). Me, and a friend and a mal/wolf mix named Plunk , named for his particular way of laying down when he was put out at his people, and he stayed put out, but that's another story.

Me, well I come from the mid-west, and needless to say I was quite ignorant of snow, northern breed dogs or life in the far north bush of Canada, Northern Ontario to be more specific. My friend and I had found a trappers cabin the spring before and had been lucky enough to lease it from the RR on a 99 year lease. The cabin sets on a slight rise, back about 30 feet from a small (3 mile long and $\frac{3}{4}$ mile wide at the widest point) spring fed lake. There are no words to tell you just how beautiful it is, but it makes your spine shiver and your mouth go dry, but most of all it makes your heart want to soar. There are no modern conveniences there, the water comes from the lake in a bucket, we heated and cooked on the wood stove. Speaking of wood, we would go out in early fall, find downed trees, and cut them into stove length, leave them in a pile and mark the spot up high on a tree close by with a red flag. Come winter and snow, we would go out with Plunk and the sledge to bring the cut wood in to be split and stacked next to the cabin. My friend and I would load the sledge and I would drive Plunk back to the cabin and this is where the story really begins. It was about mid-morning, and the temperature was hovering around 14 below. Plunk and I had made around 3 trips to the cabin so far and each time he seemed to have trouble making it up the rise from the lake. He would go 2 or 3 feet up and slip 1 foot back and he was leaning into the harness really, really hard, like he was struggling. Not wanting Plunk to injure himself, and feeling sorry for him with his heavy loads, I had been helping him pull the sledge up the rise. On the last trip home my friend asked me as I started to help, what I was doing, so I explained to him in the same manner that I relate the story to you now. Well he just roared, stepped up behind Plunk, booted him with the side of his mukluk and yelled "Move it". Plunk jumped straight up in the air, and when he came down he was pulling with no effort at all. Talk about feeling like a fool.

Temperament Testing-

Is a uniform test for purebred and spay/neutered mixed breed dogs. Test focuses on and measures different aspects of temperament such as stability, shyness, aggressiveness, and friendliness as well as the dog's instinct for protectiveness towards its handler and/or self-preservation in the face of a threat. The test simulates a casual walk through a park or neighborhood where everyday life situations are encountered. During this walk, the dog experiences visual, auditory and tactile stimuli. Neutral, friendly and threatening situations are encountered, calling into play the dog's ability to distinguish between non-threatening situations and those calling for watchful and protective reactions.

I was first exposed to the testing at a dog show and on a lark decided to put Quinn through it. He passed but many I watched did not. I learned more about it and decided to become a "tester" as I felt it would help me in rescue to better evaluate situations and it has. I put the information about the organization in last month's newsletter.

Dogs must be at least 18 months old to enter this test. The test takes about eight to 12 minutes to complete. The dog is on a loose six-foot (6') lead. The handler is not allowed to talk to the dog, give commands, or give corrections.

Failure on any part of the test is recognized when a dog shows:

- Unprovoked aggression
- Panic without recovery
- Strong avoidance

The ATTS Temperament Test consists of ten subtests divided into five subcategories:

Behavior Toward Strangers

Objective: To measure the dog's reaction to strangers in a non-threatening situation.

Subtest 1: Neutral stranger

A stranger to the dog approaches the handler, shakes hands with the handler and engages the handler in a brief conversation, ignoring the dog.

The purpose of this subtest is to evaluate the dog's reaction to passive socialization and the dog's protective instinct.

Subtest 2: Friendly stranger

A stranger to the dog approaches happily and briskly, is very friendly to the dog and pets the dog.

The purpose of this subtest is to evaluate the dog's active social skills.

Reaction to Auditory Stimuli

Objective: To measure the dog's reaction to auditory stimuli and the dog's investigative behavior.

Subtest 3: Hidden Noise

The handler/dog team approaches a hidden assistant who rattles a metal bucket filled with rocks and sets this bucket in the path of the team. The handler may encourage the dog to investigate the bucket only when asked to do so. The handler's focus must be on the bucket, not on the dog.

The purpose of this subtest is to test alertness and curiosity.

Subtest 4: Gunshots

The handler stops at a designated marker with his/her back towards a well hidden assistant. The assistant fires

three shots using a .22 caliber starter pistol (SHOT-PAUSE-SHOT-SHOT).

The purpose of this subtest is to measure the dog's recovery response to a sudden noise.

Reaction to Visual Stimulus

Objective: To measure the dog's reaction to a sudden visual stimulus.

Subtest 5: Umbrella

The handler/dog team approaches an assistant sitting in a chair holding a closed umbrella parallel to the ground at a 90 degree angle to the approaching team. When the dog is five feet from the assistant, the umbrella is opened. The handler may encourage the dog to investigate the umbrella only when asked to do so. The handler's focus must be on the umbrella, not on the dog.

Tactile Stimuli

Objective: To measure the dog's reaction to unusual footing.

Subtest 6: Plastic Footing

Both the handler and the dog walk the entire length of a 15-foot by 6-foot clear plastic strip.

Subtest 7: Wire Footing

Only the dog will walk the entire length of a 12-foot by 3-foot unfolded exercise pen.

The purpose of these subtests is to measure the dog's sensitivity to unusual footing, its ability to recover from the fear of unusual footing and to measure its investigative behavior to the unusual footing.

Self Protective/Aggressive Behavior

Objective: These tests collectively evaluate the dog's capacity to recognize an unusual situation, its threshold to provocation, its protective instincts, and its propensity to realize when the situation becomes a threat.

Subtest 8: Non-Threatening

The handler/dog team stops at the designated marker. A weirdly-dressed stranger crosses the path 38 feet in front of the team.

The purpose of this subtest is to test the dog's alertness to an unusual situation.

Subtest 9: Threatening

The weird stranger advances 10 feet towards the stationary handler in a threatening manner.

The purpose of this subtest is to evaluate the dog's ability to recognize when an unusual situation turns into a provocation.

Subtest 10: Aggression

The weird stranger advances to within 18 feet of the stationary handler in an aggressive manner.

The purpose of this subtest is to evaluate the dog's protective instincts.

The stranger is never closer than 10 feet from the dog. The handler's 2 foot arm and the 6' lead is added in for a total of 18 feet. Aggression here is checked against the breed standard and the dog's training. A schutzhund trained dog lunging at the stranger is allowed, but if an untrained Siberian husky does the same, it may fail.

At the conclusion of the test, the handler will receive a critique about the dog's performance.

The test is being offered at the Dixon dog show October 29, 30. You can sign up your dog to go through the test. To be a tester all you need to do is pay \$25 to ATTS and be willing to learn. You will work with a trained tester who will help you with how to evaluate the tests and you also take turns at the different stations doing one of the 10 tests. I would recommend any foster home to try to find time to come and watch and/or sign up to be a tester.



Sierra Nevada Dog Drivers

Dirt Fun Run!!!

Sept. 24 & 25, 2016

- Hobart Mills -

Just minutes North of Truckee, CA

This weekend event is a fun get-together for all levels of experience. Come run your dogs, meet other mushers, learn more about the club and sign up for other upcoming events.....

**Plenty of places to camp!
Or go into Truckee and stay at the Hotel....**

Directions to Hobart Mills; Go north on Highway 89 from I-80, in Truckee. Drive about 3 miles to the Hobart Mills intersection. Turn right. Go past the Hobart site and just past the local shooting range. Make a right turn and look on the left after the first rise.

For questions or more information contact:

Hugo Antonucci:	Sierra Nevada Dog Drivers:
phone: (530) 299-3512	email: sndd@sndd.org
email: topaza@jps.net	web: www.sndd.org



Sierra Nevada Dog Drivers

Annual Mushing Clinic

October 22 & 23, 2016 – Truckee, CA

This weekend event is an opportunity to have hands-on mushing training from some of California's top dog drivers & trainers! You will receive one-on-one personalized training in teaching your dog the basics of pulling in harness, how to safely experiment with different types of equipment (sled, carts, scooters, etc.) and have the opportunity to experience working with trained dog teams in action! Plus group mini seminars to learn even more!

All of this is followed up by a wonderful dinner and a chance to mingle amongst everyone for chance to get to know them better.

**We supply the equipment - you supply the dogs!
All breeds welcome!**

**COST: \$158 per person (includes Saturday night dinner)
Bring a 2nd family member to train with you for an additional \$75!!!!**

Space is limited so please register early!

For questions or more information contact:

Hugo Antonucci:

phone: 530-299-3512

email: topaza@jps.net

Sierra Nevada Dog Drivers:

email sndd@sndd.org

www.sndd.org

Rescue August 2016


Beth Chamberlain

408-859-3101

b.d.c@comcast.net

Meet Rocky

He is a friendly boy. He wants to make friends with people and other medium to large dogs, I'm not sure how he is with small animals yet. Rocky has some basic obedience skills- sit and down and is willing to learn more. He pulls on the leash when heading out for a walk, but calms down after he gets going, he's just so excited. He is larger than the average Siberian, so he is a fairly big boy and will most likely fill out some as he matures. He was surrendered to the shelter because he is a typical active young Siberian and they weren't prepared for that level of active lifestyle. Rocky would do well in a family that enjoys long walks and interaction with a sweet Siberian.




Karen Fenton

fendragn1970@yahoo.com

Hello! I'm Myka (m-eye-ka), a young girl, only a puppy still really, looking for my forever home. I am friendly, sweet, and good with babies and active young children. My foster mom is working on helping me not jump up in greeting adults, but I love them too!

I love going for walks and am leash, crate and house trained. But what I like best is hanging out with the family. I would need a secure, husky proof, yard as I am very curious and would love to explore. I am great with my foster brother and sister dogs and have done well at the dog park with all sizes of dogs. I'm not too sure about cats.

I would love to meet my new forever family!



Peanut Butter Banana Ice Cream for dogs

32 oz plain yogurt

2 ripe banana

1/8 cup honey

1/2 cup [homemade peanut butter](#) (you could use a bit less if desired)

Directions:

- 1) Place bananas in a large bowl and mash thoroughly.
- 2) Add in the peanut butter, honey, and yogurt and mix well.
- 3) Once all of the ingredients are combined, pour the mixture into your desired containers for freezing.
- 4) Place in the freezer for at least an hour.
- 5) Feed to your pups and enjoy their excitement and gratitude (I like to pretend my dogs say thank you. I know they mean it).



Bay Area Siberian Husky Club

Membership Renewal and Associate Application 2015-2016

Membership \$35.00

Date _____
Name(s) _____
Mailing address _____
City, State, Zip _____
Area code and phone _____
E-mail Address _____
Amount Enclosed \$ _____

I would like the newsletter mailed to me.

Make checks payable to BASH. All memberships and subscriptions are valid through March 31, 2017. Send membership renewal form and check to:

Bay Area Siberian Husky Club, 2633 S Bascom Ave, Campbell CA 95008

Bay Area Siberian Husky Club

www.bayareasiberian.org

2633 S. Bascom Avenue

Campbell, CA 95008

Upcoming Adoption Fairs

First Saturday
PetsMart, 11 a.m. – 1 p.m.
850 W. Hamilton, Campbell
408-371-1841

Second Saturday
Pet Food Express 11 am – 1pm
1902 S Bascom Ave, Campbell,
(408) 371-5555

Check with foster homes if they will
be at a specific adoption fairs.